



**Suspension set for OPGW/ADSS
Installation Manuel**

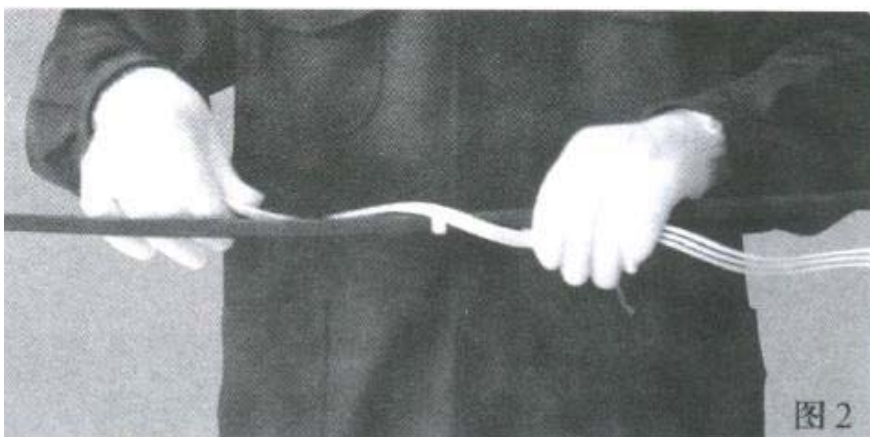


(1) Mark on the cable where the suspension set fixed.




Figure 1

(2) Twine the inner rods which marked well in the center on the mark as Picture 1, twine 3-4 circle on the cable. The rest inner rods repeat the step 2, promise to point at the middle mark.




(3)After twine well all rods, twine the end with hand in place. Note: Don't use tools in case of damaging the cable.



Picture 3

(4)Make the middle of two rubber pointing at the middle of inner rods, fix the rubber with insulating tape.



Picture 4

(5)Put well a rod along the rubber, twine 2-3 circle each end of rubber.

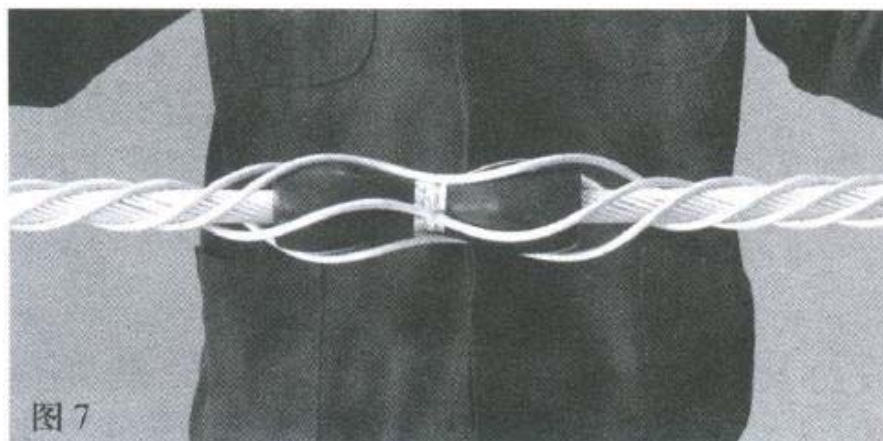


Picture 5

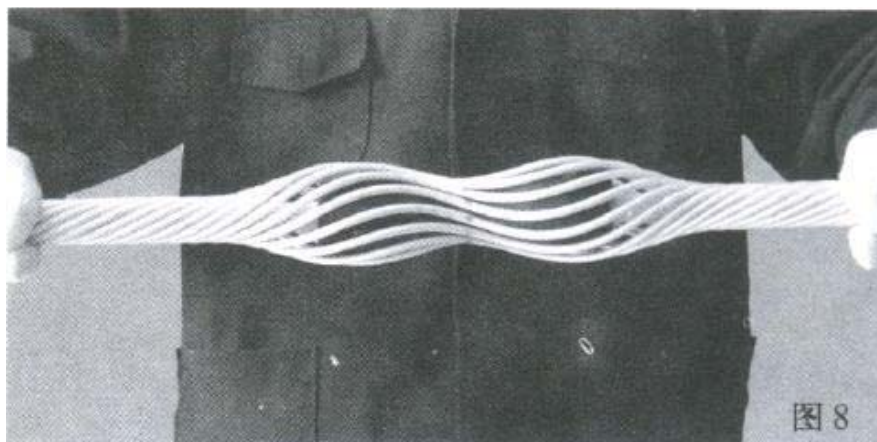
(6) Make the center of the second rod pointing at the lower part of rubber, repeat step 5.




(7) Twine well the rest of rods, make the clearance of rods even, don't cross.




(8) Twine the end of outer rod in place with hand, then the inner and outer rods for suspension clamp are installed well.



(9) Make the center of shell pointing at the center mark of out rods, make the shell together, wear bolt and fix.



(10) The suspension clamp are installed well.



Safety rules:

- (1) Our installation procedure can't replace any company's construction or safety rules.
- (2) If the product well, it can be re-used.
- (3) The product can be installed by the trained person.
- (4) When using the product around the electrified body, it should keep the safety distance in case of shock hazard.
- (5) For operate well and safety, please promise to choose the suitable specification before installing.
- (6) The product is precision device. For construction safely, it should be saved in the case and cover, put carefully.

Note:

- (1) it is suitable for ADSS and OPGW tension clamp.
- (2) The inner rods length is more 20% than the outer rods.
- (3) It just can be used the quantity which the mounting device provide.
- (4) Single suspension clamp's angle isn't beyond 25 degree.